

# Winter Tree Care Tips

You can't give your trees hats, gloves and snow boots, but you can help winterize them for possible snowstorms and frigid temperatures ahead. Follow the steps below for healthy trees this winter and beyond.




## READY FOR WINTER

If you have limbs and branches over your house, sidewalk or car, you may want to cable, brace or prune them before winter stress causes breakage.

If branches are dead, diseased or unsafe, it may be best to remove them.



## PLAN TO PRUNE

WED	THU	FRI
		
30	27	30
22	18	25

Colder temperatures means your trees are in the inactive, or dormant, stage of growth. It's best to prune now, before the winter weather hits, and before growth starts again when the weather starts to warm in February.

## INSPECT FOR ICE

When you see your tree is bending or drooping because of snow and ice accumulation, think twice before shaking the branches.

Ice can cause branches to become brittle and shaking can cause breakage.



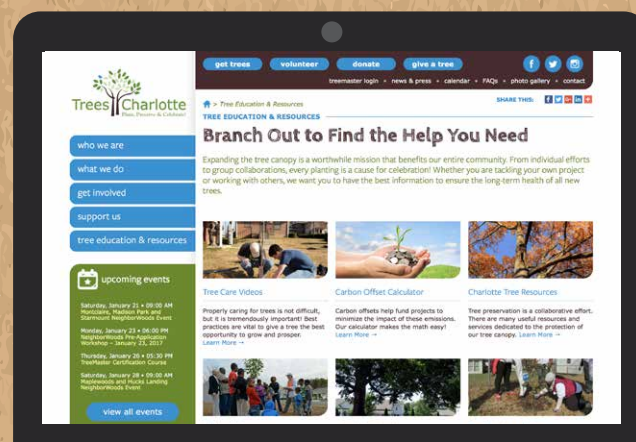
## CANKERWORM BANDING

Remember: Keep your trees banded through the winter months. You can begin to deband your trees in March and should have them completely debanded by May.



## CHARLOTTE RESOURCES

The key to winter tree care is knowing the resources you have available to use. Visit the [TreesCharlotte.org/tree-education-resources](http://TreesCharlotte.org/tree-education-resources) page to find a list of local arborists, view tree care videos and more!



For more information about how to care for your trees or how to get in touch with an official arborist, visit our website: [www.TreesCharlotte.org](http://www.TreesCharlotte.org)

Source: [www.davey.com/arborist-advice/articles/winter-checklist/](http://www.davey.com/arborist-advice/articles/winter-checklist/)